

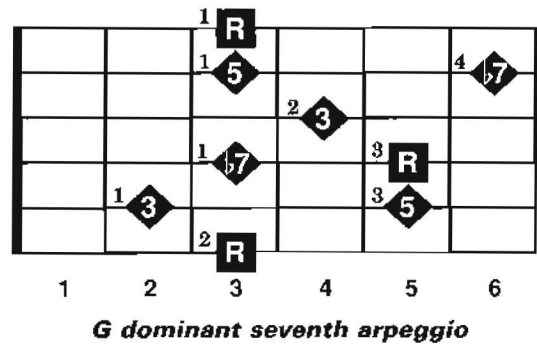
**IMPROVISATION SHEET #7**

**DOMINANT SEVENTH ARPEGGIOS**

The following five **dominant seventh arpeggios** (R 3 5 b7) can be used to improvise over dominant seventh chords. All of these patterns are moveable.

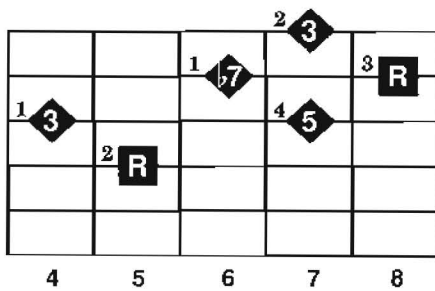
Practice the arpeggio patterns ascending and descending. Add the ninth (9th) to the patterns. Begin the patterns on different chord notes. Play the patterns in other positions.

*Arpeggio Shape No. 1*



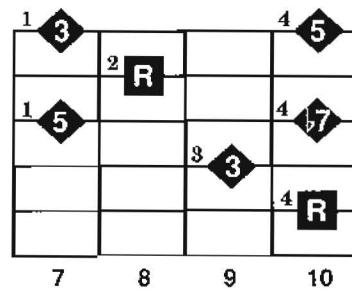
*G dominant seventh arpeggio*

*Arpeggio Shape No. 2*



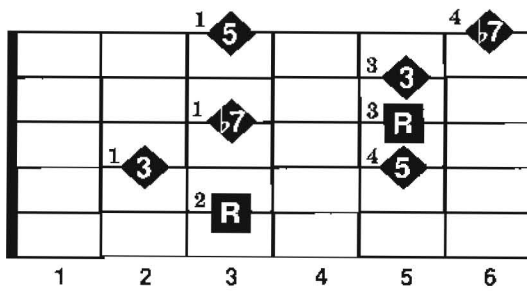
*G dominant seventh arpeggio*

*Arpeggio Shape No. 3*



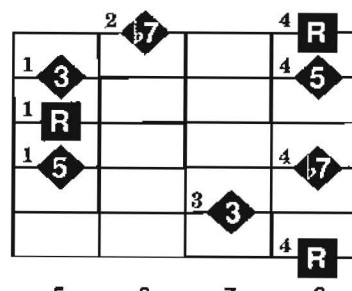
*G dominant seventh arpeggio*

*Arpeggio Shape No. 4*



*C dominant seventh arpeggio*

*Arpeggio Shape No. 5*



*C dominant seventh arpeggio*

**Extended G Dominant Seventh Arpeggio**

