

## IMPROVISATION SHEET #5

### THE FIVE BLUES SCALE SHAPES

The five **blues scale shapes** are the same as the minor pentatonic scale shapes except the flatted fifth (b5) has been added. There are several possibilities for left-hand fingering. Try the suggested fingerings and then the following variations:

Scale Shape No. 4—use the first, second and fourth fingers on the 2nd string

Scale Shape No. 5—begin with the first finger on the 6th, 5th, 2nd and 1st strings

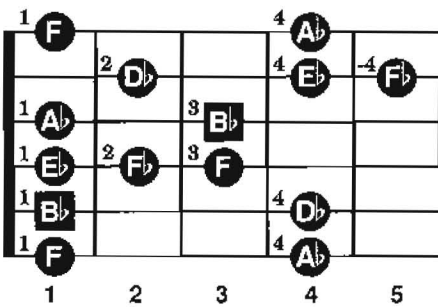
Scale Shape No. 2—use the first and third fingers on the 2nd and 1st strings

Scale Shape No. 3—use the first and fourth fingers on the 3rd string

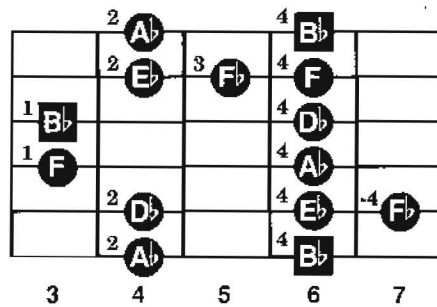
### THE FIVE B $\flat$ BLUES SCALE SHAPES

The following diagrams illustrate the five scale shapes for the **B $\flat$  blues scale**. The flatted third (D $\flat$ ), flatted fifth (F $\flat$ ) and flatted seventh (A $\flat$ ) are the so-called "blue notes." Use these scales to play the B $\flat$  blues.

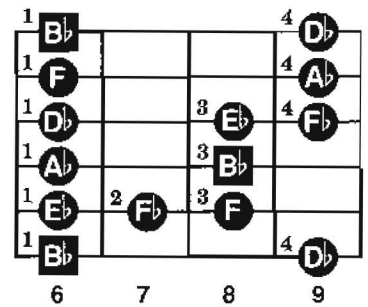
**Scale Shape No. 4**



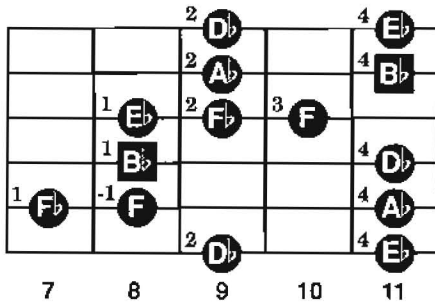
**Scale Shape No. 5**



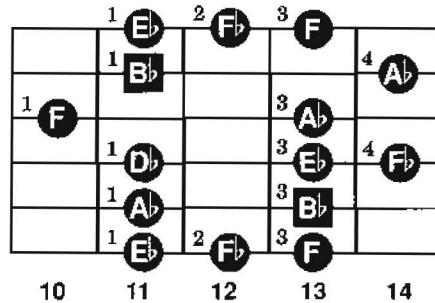
**Scale Shape No. 1**



**Scale Shape No. 2**



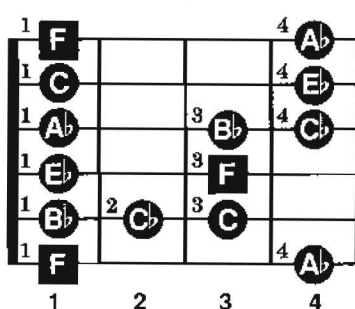
**Scale Shape No. 3**



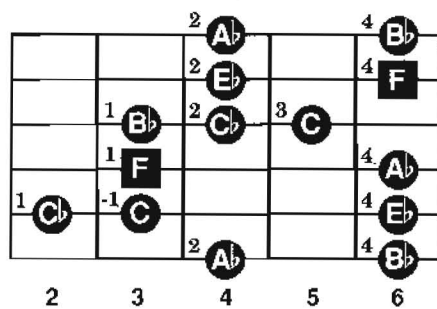
### THE FIVE F BLUES SCALE SHAPES

The flatted third (A $\flat$ ), flatted fifth (C $\flat$ ) and flatted seventh (E $\flat$ ) are the "blue notes" in the **F blues scale**. Use these patterns to play the blues in the Key of F.

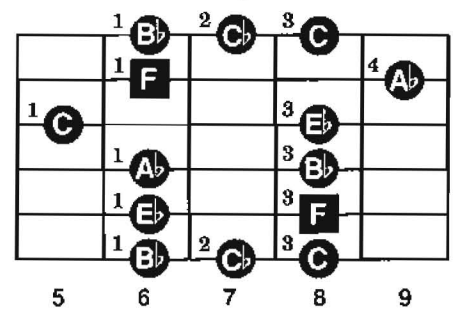
**Scale Shape No. 1**



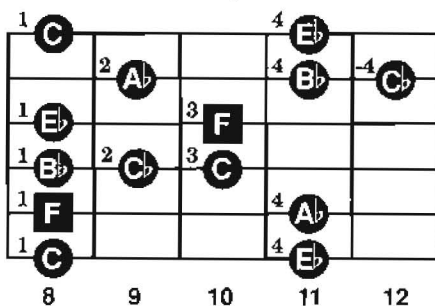
**Scale Shape No. 2**



**Scale Shape No. 3**



**Scale Shape No. 4**



**Scale Shape No. 5**

