
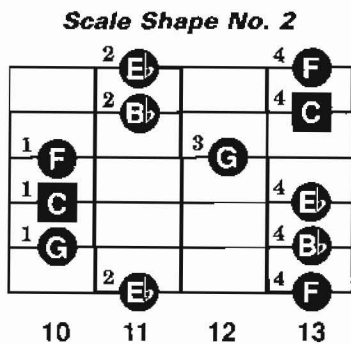
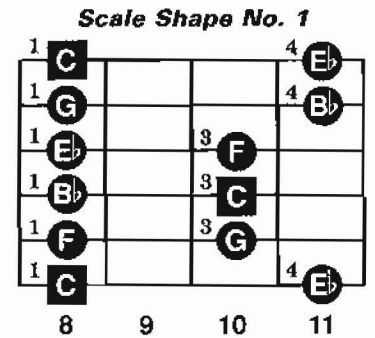
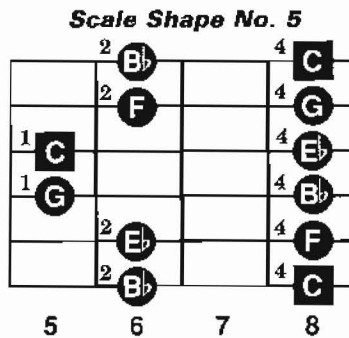
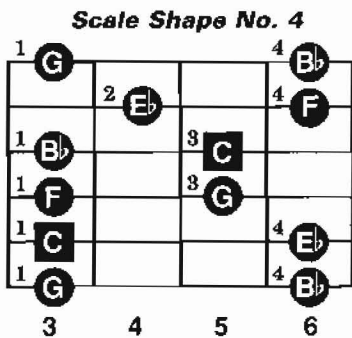


IMPROVISATION SHEET #3

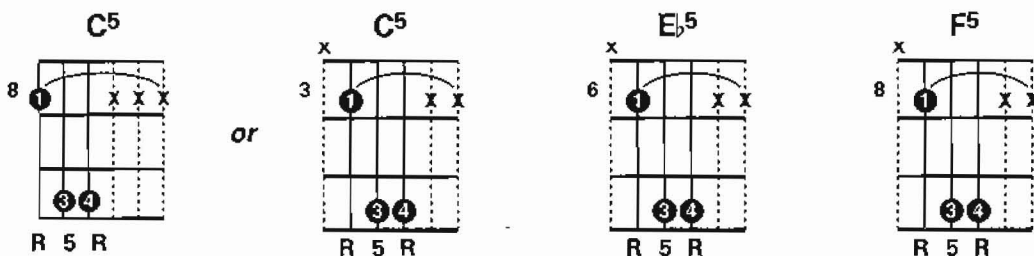
THE FIVE C MINOR PENTATONIC SCALE SHAPES

The following diagrams illustrate the five minor pentatonic scale shapes for the **C minor pentatonic scale**. Practice each scale shape from the lowest root up to the highest note, down to the lowest note and then back to the lowest root. In pick-style, use alternating down-strokes and up-strokes. In fingerstyle, alternate the index and middle fingers with rest strokes.



C Minor Pentatonic Solo

Create your own solo over the following rock chord progression. In the beginning, scale shapes nos. 1 and 4 are the easiest to play.



Musical notation for a C minor pentatonic solo. The top staff is in 4/4 time with a treble clef. The bottom staff shows guitar fretting for the A and B strings. The chord progression is C⁵ (4 bars), E^b5 (4 bars), F⁵ (4 bars), and C⁵ (4 bars). The solo is written in the treble clef staff, consisting of eighth and sixteenth notes.