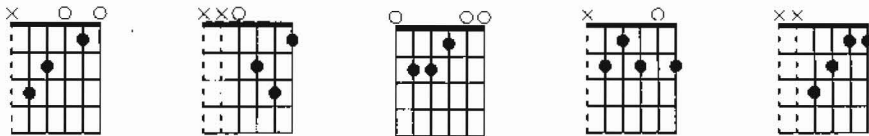


WORKSHEET # 12

Name _____ Date _____

ENHARMONIC NOTES, HALF STEPS, CHORDS, REVIEW (Student Book pages 41-49, 84-89)

1. The principal chords in the Key of Am are i _____, iv _____ and V7 _____.
2. Name three embellished chords. a. _____ b. _____ c. _____
3. Identify the following chords.



a. _____ b. _____ c. _____ d. _____ e. _____

4. In the chords above, which bass string represents the ROOT of the chord?

a. _____ b. _____ c. _____ d. _____ e. _____

5. For each of the notes below, write the enharmonic note.



6. Write the names of the notes below and then CIRCLE the pairs of notes that are a half step apart.



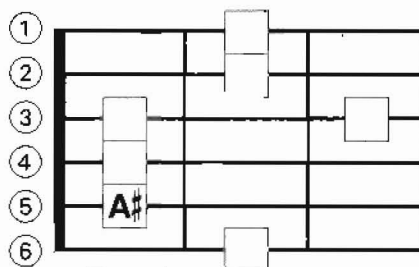
7. Match the music terms with the correct definitions.

- | | | | |
|------------------------------------|-----------------------------|-----------|--------------------|
| a. _____ piano (<i>p</i>) | e. _____ tempo | 1. slowly | 5. moderately soft |
| b. _____ mezzo forte (<i>mf</i>) | f. _____ allegro | 2. loud | 6. fast |
| c. _____ arpeggio | g. _____ andante | 3. speed | 7. broken chord |
| d. _____ mezzo piano (<i>mp</i>) | h. _____ forte (<i>f</i>) | 4. soft | 8. moderately loud |

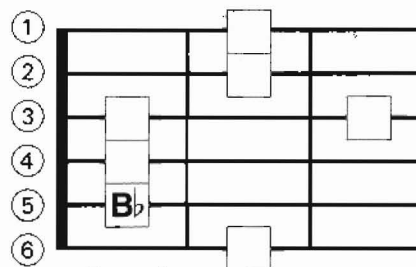
8. Write the names of the notes in the frames below as follows:

a. write the sharp names in the rectangles

b. write the flat names in the rectangles



Example



Example